




Salisbury Sunday Stay Duration Analysis

Total to August

	April	May	June	July	August	September	October	November	December	January	February	March	Yearly Total	
2008	8263	8308	9974	8059	10166	8248	7958	9540	12347	7025	7032	9744	106664	44770
2009	6543	9578	8240	8816	9818	8141	10609	9151	12064	9376	7748	9295	109379	42995
2010	6616	9602	7611	8230	10594	9033	10773	9413	10269	10477	7935	8122	108675	42653
2011	6684	9449	7432	9560	8971								42096	42096

-  *Sunday Charge £2.00 (from 1st April)
-  *Sunday charge reduced to £1.50 (from 5th July)
-  *Sunday charge increased to £1.70 (on 18th of month)